









Curriculum Overview - EYFS

2024-2025

	Term 1	Term 2	Term 3	Term 4	Term 5	Term 6
Topic	This is Me! Julia Donaldson / Nursery Rhymes	Space	People who help us Chinese New Year	Traditional Tales	In the Garden	Dinosaurs
Key Texts	Room on the Broom What the Ladybird Heard Tiddler Zog Superworm Various Nursery Rhyme books	Whatever Next Toys in Space Various non fiction books	Various non fiction books about hospitals, doctors, police, fire service Fireman Sam	Goldilocks The Three Billy Goats Gruff The Gingerbread Man	The Very Hungry Caterpillar Various non fiction texts	Small people, Big Dreams - Mary Anning Dinosaur Poetry Various dinosaur fact books
Reading Spine	Term 1	Term 2	Term 3	Term 4	Term 5	Term 6
						
	Carol McCloud Julia Donaldson	Kes Gray & Garry Parsons Sam Zuppardi	Shirley Hughes Michael Rosen & Helen Oxenbury	Eileen Browne Michael Rosen	Vivian French Luar Knowles & Catell Ronca	Mick Inkpen Jill Murphy
Maths	White Rose Maths		White Rose Maths		White Rose Maths	
	<div style="display: flex; justify-content: space-between;"> <div style="width: 15%;">Getting to know you</div> <div style="width: 15%;">Match, sort and compare <small>FREE TRIAL</small></div> <div style="width: 15%;">Talk about measure and patterns</div> <div style="width: 15%;">It's me 1, 2, 3</div> <div style="width: 15%;">Circles and triangles</div> <div style="width: 15%;">1, 2, 3, 4, 5</div> <div style="width: 15%;">Shapes with 4 sides</div> </div>		<div style="display: flex; justify-content: space-between;"> <div style="width: 15%;">Alive in 5</div> <div style="width: 15%;">Mass and capacity</div> <div style="width: 15%;">Growing 6, 7, 8</div> <div style="width: 15%;">Length, height and time</div> <div style="width: 15%;">Building 9 and 10</div> <div style="width: 15%;">Explore 3-D shapes</div> </div>		<div style="display: flex; justify-content: space-between;"> <div style="width: 15%;">To 20 and beyond</div> <div style="width: 15%;">How many now?</div> <div style="width: 15%;">Manipulate, compose and decompose</div> <div style="width: 15%;">Sharing and grouping</div> <div style="width: 15%;">Visualise, build and map</div> <div style="width: 15%;">Make connections</div> </div>	



Personal, Social & Emotional Development

Jigsaw: Being Me in My World

No Outsiders:

I can tell you the things that I like.
I can ask others what they think.

Online Safety: **Online Relationships:**

School value: Kindness

Jigsaw: Celebrating Differences

No Outsiders:

I understand that my friends like different things from me.
I understand that I can be friends with somebody who has different ideas to me.

Online Safety: **Health, well-being and Lifestyle.**

School Value: Independence

Jigsaw: Dreams and Goals

No Outsiders:

I know that we are all different in my class.
I know I can make friends with different people.

Online Safety: **Self-image and identity**

School Value: Respect

Jigsaw: Healthy Me!

No Outsiders:

I recognise who is in my family.
I understand that all families are different.

Online Safety: **Privacy and Security**

School Value: Creative

Jigsaw: Relationships

No Outsiders:

I know that the people in my family are special to me.
I can talk about who loves me.

Online Safety: **Online Reputation**

School Value: Resilience

Jigsaw: Changing me!

No Outsiders:

I understand that everyone is different to me.
I know that I can make friends with anyone.

Online Safety: **Online Bullying**

School Value: Active

Physical Development

PE
Get Set 4 PE

Introduction to PE

PE
Get Set 4 PE

Dance

PE
Get Set 4 PE

Gymnastics

PE
Get Set 4 PE

Fundamentals

PE
Get Set 4 PE

Ball Skills

PE
Get Set 4 PE

Games

Understanding the World

My Family Past and Present

Changes over time - Seasons/Autumn

The Natural World

Computing
Computing systems and networks
-Technology around us

Special celebrations for my family and others

Past and Present

People,Culture & Communities

Light & Dark

The Natural World

Computing

Chinese New Year

People,Culture & Communities

Changes over time - Seasons/Winter

The Natural World

Computing
Programming Playdough programming- Unplugged.
Following a set of instruction given by a friend.

The Natural World

Recognise different environments

Communities and traditions - places of worship

People,Culture & Communities

Changes over time - seasons/Spring

The Natural World

The local environment and further afield

The Natural World

Changes over time - Seasons/Summer

The Natural World

The Natural World

Observing animals and plants

Moving on

People,Culture & Communities

Past and Present

Computing
Programming - Instructions
Following instructions.



	To know some technology in the home. <u>To explore technology through Role-play and learning how to use the Interactive whiteboard.</u>	<u>Children to explore using the spheros (control via the tablets)</u>		<u>Computing To learn how to upload pictures and videos to their own seesaw account.</u>	Computing Unplugged	
Expressive Arts & Design	Join in with songs; beginning to mix colours, join in with role play games and use resources available for props; build models using construction equipment. Sing call-and-response songs, so that children can echo phrases of songs you sing. Self-portraits, junk modelling, take picture of children's creations and record them explaining what they did. Exploring sounds and how they can be changed, tapping out of simple rhythms. <u>Provide opportunities to work together to develop and realise creative ideas.</u>	Listen to music and make their own dances in response. Firework pictures, Christmas decorations, Christmas cards, Divas, Christmas songs/poems. The use of story maps, props, puppets & story bags will encourage children to retell, invent and adapt stories. Role Play Celebrations Make different textures; make patterns using different colours. <u>Design and make rockets. Design and make objects they may need in space, thinking about form and function.</u>	Animal prints - Chinese inspired art. Children will be encouraged to select the tools and techniques they need to assemble materials that they are using e.g creating dragons. Making lanterns, Chinese writing, puppet making, Chinese music and composition. Shadow Puppets <u>Teach children different techniques for joining materials, such as how to use adhesive tape and different sorts of glue.</u>	Use different textures and materials to make bridges for the Three Billy Goats. Mother's Day crafts Easter crafts Home Corner role play - linked to traditional tales. Sing songs linked to traditional tales.	Symmetrical butterflies. Children will explore ways to protect the growing of plants by designing scarecrows. Collage-farm animals / Pastel drawings, printing, Life cycles, Flowers-Sun flowers Artwork themed around Eric Carle / The Seasons - Art Provide a wide range of props for play which encourage imagination. Exploration of other countries - dressing up in different costumes. <u>Retelling familiar stories Provide children with a range of materials for children to construct with.</u>	Sand pictures / skeleton art with cotton buds. Salt dough fossils. Clay dinosaurs. Puppet shows: Provide a wide range of props for play which encourage imagination. Colour mixing - dinosaur habitat. Dinosaur egg in nest - where did it come from? Clues. Slime Father's Day Crafts
Music Sing Up!	'I've got a Grumpy Face' 'Row, row your boat'	Units - 'Witch, witch' 'Sorcerer's Apprentice'	Units - 'Up and Down' 'Shake my sillies out'	Units - 'Slap Slap Clap Clap' 'Down there under the Sea'	Units - 'Five Fine Bumble Bees' 'Cuckoo Spotting'	Units - It's Oh So Quiet Bow Bow Belinda
RE	What makes people special?	What is Christmas?	How do People Celebrate? Chinese New Year.	What is Holi and Easter?	What can we learn about faith from stories?	What makes a place special?
Cultural Capital		Road Safety walk Folk Musician Concert EYFS Performance	Chinese New Year	Bookshop visit World Book Day	Cathedral Visit	Sports Day



				Trip to Hillier Gardens		
--	--	--	--	-------------------------	--	--